

A r c h i t e c t u r a l L i g h t i n g



S H O P L I G H T I N G - C O L L E C T I O N

DE

Diese Shoplighting-Kollektion ist nur ein kleiner Auszug aus unserem Gesamtkatalog. Mehr Informationen zu unserem Produktions-Programm finden Sie auf unserer Homepage: www.lightnet.eu.

Alle Lightnet-Produkte sind durch ihre Formgebung, Maße und Oberflächen aufeinander abgestimmt. Dadurch können sie vielgestaltig kombiniert werden, so dass eine durchgängige architektonische Linie erhalten bleibt.

Jeder Verkaufsraum ist einzigartig. Deshalb bieten wir neben einem variablen Basis-Produktportfolio auch maßgeschneiderte individuelle Lichtlösungen an. Durch unsere außergewöhnlich hohe In-House-Fertigungstiefe können wir dabei schnell und flexibel Ihre Wünsche umsetzen.

EN

This Shoplighting-Collection is only a small excerpt of our general catalogue. Find more information about our production program on our homepage www.lightnet.eu

All Lightnet products have been coordinated to suit each other in shape, size and type of surface. That is why they can be combined in a multitude of ways to retain the overall architectonic line of the building.

Every salesroom is unique. That is why, along with a variable product portfolio, we also offer individual customized lighting solutions. Due to our extraordinarily large vertical range of in-house-manufacture we are in a position to implement your wishes in both a quick and flexible way.

Strahler (für Deckenanbau) | **Spotlights** (surface-mounted) _____ 2-5

Strahler (für Deckeneinbau) | **Spotlights** (recessed-mounted) _____ 6-9

Strahler (für Stromschienen) | **Spotlights** (for tracks) _____ 10-13

LED-Strahler (für Stromschienen) | **LED-Spotlights** (for tracks) _____ 14-15

Lichtkanäle (für Deckeneinbau)

Lighting channels (recessed-mounted) _____ 16-17

Lichtkanäle (für Anbau- und Pendelmontage)

Lighting channels (surface-mounted and suspended) _____ 18-19

Lichtfelder (rund) | **Lighfields** (round) _____ 20-21

Lichtfelder (quadratisch) | **Lighfields** (square) _____ 22-23

Lichtfelder (soft-edge) | **Lighfields** (soft-edge) _____ 24-25

Rahmenlose Einbauleuchten

Frameless recessed-mounted luminaires _____ 26-29

Lichtregale: | **Light shelves**: _____ 30-31


Lichtlinien für die Wand | **Light-lines for walls** _____ 32-33

Mobile Communication Point _____ 34-35

Strahler (für Deckenanbau) Spotlights (surface-mounted)



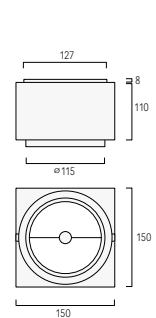
Bench-C1:



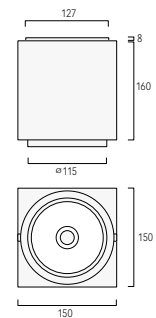
Bench-C2:



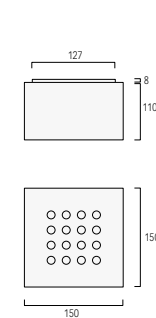
Bench-C3:



Lamps	Code
max. 1x60W	EC1-S T Q-160



Lamps	Code
1x20W	EC2-S E M-120
1x35W	EC2-S E M-135
1x70W	EC2-S E M-170



Lamps	Code
16x1.2W/830	EC3B S G3-16S

S: silver W: white


Strahler (für Deckenanbau) Spotlights (surface-mounted)



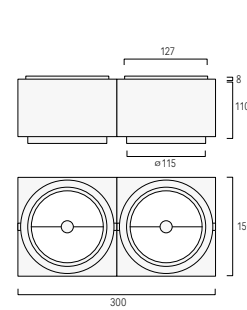

Bench-C1:



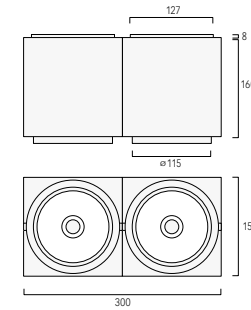
Bench-C2:



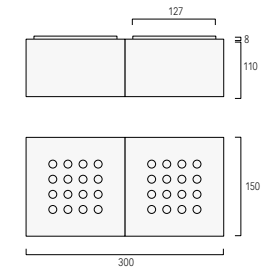
Bench-C3:



Lamps	Code
max. 2x60W	EC1- S TQ-260



Lamps	Code
2x20W	EC2- S EM-220
2x35W	EC2- S EM-235
2x70W	EC2- S EM-270



Lamps	Code
2x16x1.2W/830	EC3B S G3-2-16S

S: silver **W:** white

Strahler (für Deckeneinbau) Spotlights (recessed-mounted)



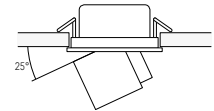
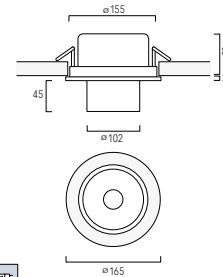
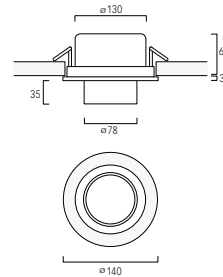

Stanley-M1:



Stanley-M2:



Options:



Lamps [W]	Code
1x20W/15°	YM1A SE W-120
1x20W/32°	YM1B SE W-120
1x20W/53°	YM1C SE W-120
1x35W/15°	YM1A SE W-135
1x35W/32°	YM1B SE W-135
1x35W/53°	YM1C SE W-135



Lamps [W]	Code
1x35W/17°	YM2A SE X-135
1x35W/37°	YM2B SE X-135
1x35W/53°	YM2C SE X-135
1x70W/17°	YM2A SE X-170
1x70W/37°	YM2B SE X-170
1x70W/53°	YM2C SE X-170

S: silver W: white

Strahler (für Deckeneinbau) Spotlights (recessed-mounted)



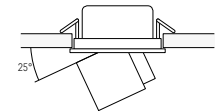
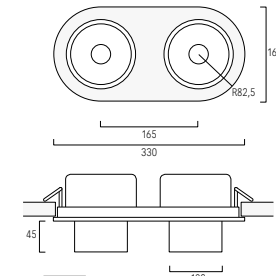
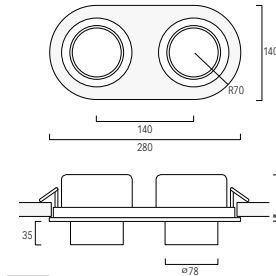

Stanley-M1:



Stanley-M2:



Options:



Lamps [W]	Code
2x20W/15°	YM1A SE W-220
2x20W/32°	YM1B SE W-220
2x20W/53°	YM1C SE W-220
2x35W/15°	YM1A SE W-235
2x35W/32°	YM1B SE W-235
2x35W/53°	YM1C SE W-235



Lamps [W]	Code
2x35W/17°	YM2A SE X-235
2x35W/37°	YM2B SE X-235
2x35W/53°	YM2C SE X-235
2x70W/17°	YM2A SE X-270
2x70W/37°	YM2B SE X-270
2x70W/53°	YM2C SE X-270

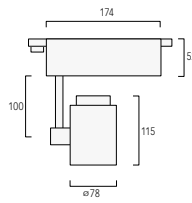
S: silver W: white



Strahler (für Stromschienen) Spotlights (for tracks)

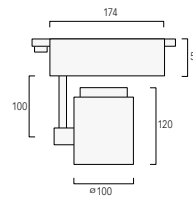


Stanley-R1:



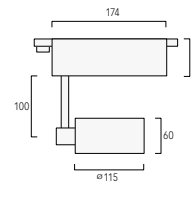
Lamps [W]	Code
1x20W/15°	YR1A S EW-120
1x20W/32°	YR1B S EW-120
1x20W/53°	YR1C S EW-120
1x35W/15°	YR1A S EW-135
1x35W/32°	YR1B S EW-135
1x35W/53°	YR1C S EW-135

Stanley-R2:



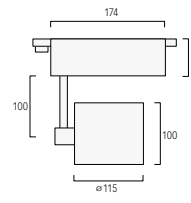
Lamps [W]	Code
1x35W/17°	YR2A S EX-135
1x35W/37°	YR2B S EX-135
1x35W/53°	YR2C S EX-135
1x70W/17°	YR2A S EX-170
1x70W/37°	YR2B S EX-170
1x70W/53°	YR2C S EX-170

Stanley-R4:



Lamps [W]	Code
max.1x60W	YR4- S TQ-160

Stanley-R5:



Lamps [W]	Code
1x20W	YR5- S EM-120
1x35W	YR5- S EM-135
1x70W	YR5- S EM-170

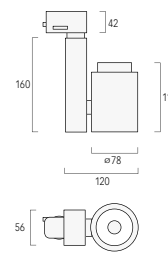
S: silver W: white



Strahler (für Stromschienen) Spotlights (for tracks)

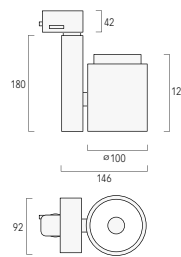


Stanley-F1:



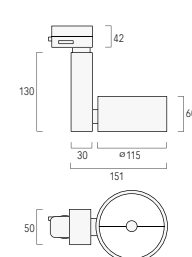
Lamps [W]	Code
1x20W/15°	YF1A S EW-120
1x20W/32°	YF1B S EW-120
1x20W/53°	YF1C S EW-120
1x35W/15°	YF1A S EW-135
1x35W/32°	YF1B S EW-135
1x35W/53°	YF1C S EW-135

Stanley-F2:



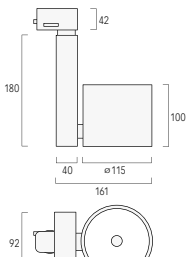
Lamps [W]	Code
1x35W/17°	YF2A S EX-135
1x35W/37°	YF2B S EX-135
1x35W/53°	YF2C S EX-135
1x70W/17°	YF2A S EX-170
1x70W/37°	YF2B S EX-170
1x70W/53°	YF2C S EX-170

Stanley-F4:



Lamps [W]	Code
max.1x60W	YF4- S TQ-160

Stanley-F5:



Lamps [W]	Code
1x20W	YF5- S EM-120
1x35W	YF5- S EM-135
1x70W	YF5- S EM-170

S: silver W: white



LED-Strahler (für Stromschienen) LED-Spotlights (for tracks)




Midpoint-R1-R2:



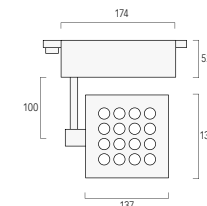
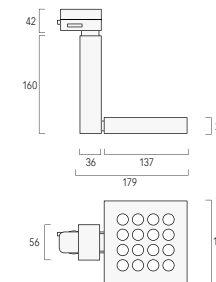
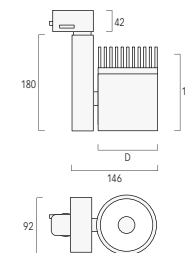
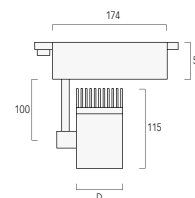
Midpoint-T1-T2:



Midpoint-F1:



Midpoint-F2:



D	Lamps [W]	Code
78	1x12W/25°/1000 lm/3000°K	PR1BSG3-1x12
78	1x12W/40°/1000 lm/3000°K	PR1CSG3-1x12
100	1x30W/25°/2200 lm/3000°K	PR2BSG3-1x30
100	1x30W/40°/2200 lm/3000°K	PR2CSG3-1x30



D	Lamps [W]	Code
78	1x12W/25°/1000 lm/3000°K	PT1BSG3-1x12
78	1x12W/40°/1000 lm/3000°K	PT1CSG3-1x12
100	1x30W/25°/2200 lm/3000°K	PT2BSG3-1x30
100	1x30W/40°/2200 lm/3000°K	PT2CSG3-1x30



Lamps [W]	Code
1x20W/10°	PF1ASG3-16S-T
1x20W/25°	PF1BSG3-16S-T



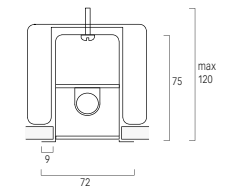
Lamps [W]	Code
1x20W/10°	PF2ASG3-16S-T
1x20W/25°	PF2BSG3-16S-T

S: silver W: white

Lichtkanäle (für Deckeneinbau) Lighting channels (recessed-mounted)

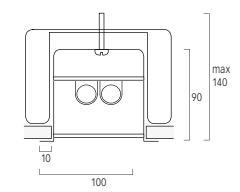


Matric-L4:



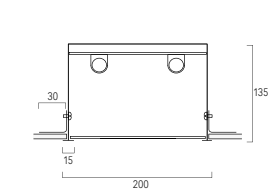

L [mm]	Lamps	Code
1198	1x54W	LL40EET-154
1502	1x49W	LL40EET-149
2306	2x1x54W	LL40EET-2-154
2914	2x1x49W	LL40EET-2-149
3416	3x1x54W	LL40EET-3-154
4326	3x1x49W	LL40EET-3-149

Matric-L5:



L [mm]	Lamps	Code
1198	2x54W	LL50EET-254
1502	2x49W	LL50EET-249
2468	2x2x54W	LL50EET-2-254
3068	2x2x49W	LL50EET-2-249
3653	3x2x54W	LL50EET-3-254
4553	3x2x49W	LL50EET-3-249

Matric-L6:



L [mm]	Lamps	Code
1198	2x54W	LL60EET-254
1502	2x49W	LL60EET-249
2390	2x2x54W	LL60EET-2-254
2990	2x2x49W	LL60EET-2-249
3570	3x2x54W	LL60EET-3-254
4470	3x2x49W	LL60EET-3-249

Options:



E: Aluminium anodised / **W:** white powder-coated

Kundenspezifische Sonderlösungen (Sonderlängen, Stromschieneneinsätze, Strahler etc.) auf Anfrage erhältlich
Custom-built versions (special length versions, integrated tracks, spotlights etc) available upon request


Lichtkanäle (für Anbau- und Pendelmontage) Lighting channels (surface-mounted and suspended)




Matric-P3:



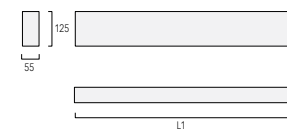
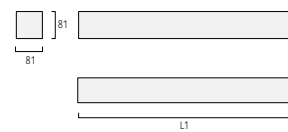
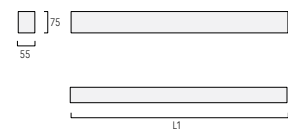
Matric-P5:



Matric-P4:



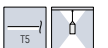
Options:



L [mm]	Lamps [W]	Code
1182	1x54W	LP30EET-154
1486	1x49W	LP30EET-149
2290	2x1x54W	LP30EET-2-154
2898	2x1x49W	LP30EET-2-149
3400	3x1x54W	LP30EET-3-154
4310	3x1x49W	LP30EET-3-149



L [mm]	Lamps [W]	Code
1182	2x54W	LP50EET-254
1486	2x49W	LP50EET-249
2450	2x2x54W	LP50EET-2-254
3050	2x2x49W	LP50EET-2-249
3635	3x2x54W	LP50EET-3-254
4535	3x2x49W	LP50EET-3-249



L [mm]	Lamps [W]	Code
1182	1x54+1x54	LP40EGT-154+154
1486	1x49+1x54	LP40EGT-149+149
2290	2x1x54+2x1x54	LP40EGT-2-154+2-154
2898	2x1x49+2x1x49	LP40EGT-2-149+2-149
3400	3x1x54+3x1x54	LP40EGT-3-154+3-154
4310	3x1x49+3x1x49	LP40EGT-3-149+3-149

E: Aluminium anodised / W: white powder-coated

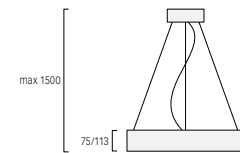
Kundenspezifische Sonderlösungen (Sonderlängen, Stromschieneneinsätze, Strahler etc.) auf Anfrage erhältlich
Custom-built versions (special length versions, integrated tracks, spotlights etc) available upon request




Lichtfelder (rund) Lighfields (round)



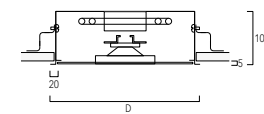
Basic-P1:



Basic-X1:



Basic-M4:



Options:



D	Lamps [W]	Code
300	1x22	BP10SER-122
400	1x55	BP10SER-155
500	1x40+60	BP10SER-140-60
650	4x24+2x24	BP10SEL-424+224
950	4x39+6x14	BP10SET-439+614
1250	4x54+4x39+6x14	BP10SET-454+439+614



D	Lamps [W]	Code
300	1x22	BX10SER-122
400	1x55	BX10SER-155
500	1x40+60	BX10SER-140-60
650	4x24+2x24	BX10SEL-424+224
950	4x39+6x14	BX10SET-439+614
1250	4x54+4x39+6x14	BX10SET-454+439+614



D	Lamps [W]	Code
300	1x22	BM40SER-122
400	1x55	BM40SER-155
500	1x40+60	BM40SER-140-60
650	4x24+2x24	BM40SEL-424+224
950	4x39+6x14	BM40SET-439+614
1250	4x54+4x39+6x14	BM40SET-454+439+614

S: silver W: white
Optional mit integriertem Strahler QR111/max.1x60W | Optionally with integrated spotlight QR111/max 1x60W: -QR

Lichtfelder (quadratisch) Lightfields (square)



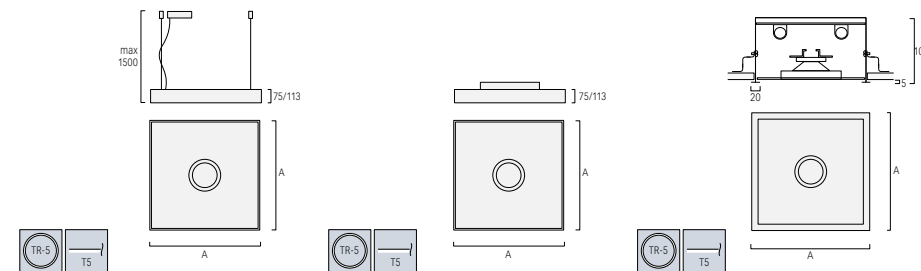
Cubic-P2:



Cubic-X2:



Cubic-M4:



A [mm]	Lamps [W]	Code	A [mm]	Lamps [W]	Code	A [mm]	Lamps [W]	Code
270	1x22	CP20EER-122	270	1x22	CX20EER-122	270	1x22	CM40EER-122
370	1x55	CP20EER-155	370	1x55	CX20EER-155	370	1x55	CM40EER-155
470	1x40+60	CP20EER-140-60	470	1x40+60	CX20EER-140-60	470	1x40+60	CM40EER-140-60
614	8x14	CP20EET-814	614	8x14	CX20EET-814	614	8x14	CM40EET-814
900	8x39	CP20EET-839	900	8x39	CX20EET-839	900	8x39	CM40EET-839
1250	14x28	CP20EET-14-28	1250	14x28	CX20EET-14-28	1250	14x28	CM40EET-14-28

E: Aluminium anodised / **W:** white
-QR: Optional mit integriertem Strahler QR111/max.1x60W | **-QR:** Optionally with integrated spotlight QR111/max 1x60W

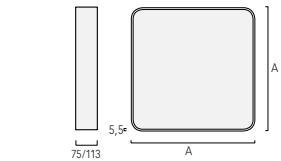
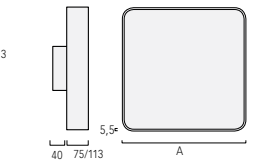
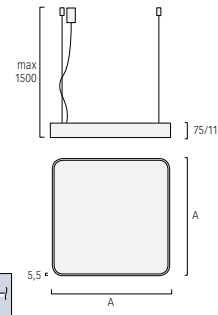
Lichtfelder (soft-edge) Lightfields (soft-edge)



Caleo-P2:

Caleo-X2:

Caleo-A2:




A [mm]	Lamps [W]	Code
270	1x22	AP20 S ER-122
370	1x55	AP20 S ER-155
470	1x40+60	AP20 S ER-140-60
614	8x14	AP20 S ET-814
900	8x39	AP20 S ET-839

A [mm]	Lamps [W]	Code
270	1x22	AX20 S ER-122
370	1x55	AX20 S ER-155
470	1x40+60	AX20 S ER-140-60
614	8x14	AX20 S ET-814
900	8x39	AX20 S ET-839

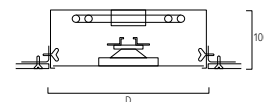
A [mm]	Lamps [W]	Code
270	1x22	AA20 S ER-122
370	1x55	AA20 S ER-155
470	1x40+60	AA20 S ER-140-60
614	8x14	AA20 S ET-814
900	8x39	AA20 S ET-839

S: Silver/ W: white

Rahmenlose Einbauleuchten Frameless recessed-mounted luminaires

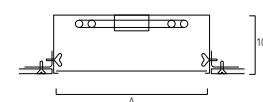



Basic-M2:



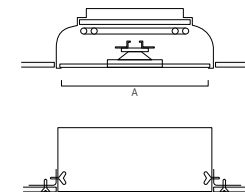
D [mm]	Lamps [W]	Code
300	1x22	BM2OWER-122
400	1x55	BM2OWER-155
500	1x40+60	BM2OWER-140-60
650	4x24+2x24	BM2OWEL-424+224
950	4x39+6x14	BM2OWET-439+614
1250	4x54+4x39+6x14	BM2OWET-454+439+614

Caleo-M2:



A [mm]	Lamps [W]	Code
260	1x22	AM2OWER-122
340	1x55	AM2OWER-155
420	1x40+60	AM2OWER-140-60
612	8x14	AM2OWET-814
900	8x39	AM2OWET-839

Cubic-M2:



A [mm]	Lamps [W]	Code
260	1x22	CM2OWER-122
340	1x55	CM2OWER-155
420	1x40+60	CM2OWER-140-60
612	8x14	CM2OWET-814
900	8x39	CM2OWET-839

-QR: Optional mit integriertem Strahler QR111/max.1x60W
-QR: Optionally with integrated spotlight QR111/max 1x60W

Rahmenlose Einbauleuchten Frameless recessed-mounted luminaires

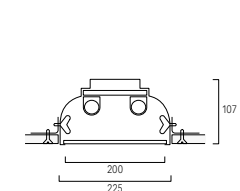
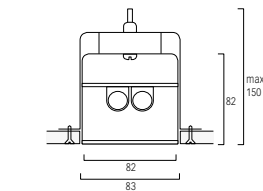
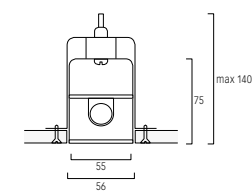
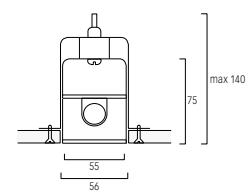



Caleo-M1:

Matric-L1:

Matric-L2:

Cubic-M1:



L[mm]	Lamps	Code
1194	1x54W	AM10EET-154
1494	1x49W	AM10EET-149
2294	2x1x54W	AM10EET-2-154
2894	2x1x49W	AM10EET-2-149
3400	3x1x54W	AM10EET-3-154
4310	3x1x49W	AM10EET-3-149



L[mm]	Lamps	Code
1182	1x54W	LL10EET-154
1486	1x49W	LL10EET-149
2290	2x1x54W	LL10EET-2-154
2898	2x1x49W	LL10EET-2-149
3400	3x1x54W	LL10EET-3-154
4310	3x1x49W	LL10EET-3-149





L[mm]	Lamps	Code
1182	2x54W	LL20EET-254
1486	2x49W	LL20EET-249
2450	2x2x54W	LL20EET-2-254
3050	2x2x49W	LL20EET-2-249
3635	3x2x54W	LL20EET-3-254
4535	3x2x49W	LL20EET-3-249



L[mm]	Lamps	Code
1182	2x54W	CM10WET-254
1486	2x49W	CM10WET-249

Lichtregale Light shelves

Cubic-W2:



L[mm]	Lamps	Code
900	2x21W	CW20EET-221
1200	2x28W	CW20EET-228
1500	2x35W	CW20EET-235


E: Aluminium anodised / W: white powder-coated




Lichtlinien für die Wand Light-lines for walls




Matric-W1[Alu]:



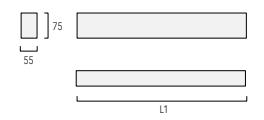

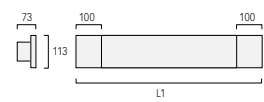
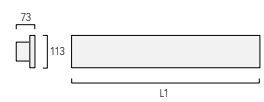

Matric-W1[Opal]:



Matric-W2:



Matric-W3:



L[mm]	Lamps	Code
604	1x24W	LW1BEEET-124
1204	1x54W	LW1BEEET-154
1504	1x49W	LW1BEEET-149
2330	2x1x54W	LW1BEEET-2-154
2930	2x1x49W	LW1BEEET-2-149
3380	3x1x54W	LW1BEEET-3-154
4280	3x1x49W	LW1BEEET-3-149



L[mm]	Lamps	Code
604	1x24W	LW1OEEET-124
1204	1x54W	LW1OEEET-154
1504	1x49W	LW1OEEET-149
2330	2x1x54W	LW1OEEET-2-154
2930	2x1x49W	LW1OEEET-2-149
3380	3x1x54W	LW1OEEET-3-154
4280	3x1x49W	LW1OEEET-3-149



L[mm]	Lamps	Code
600	1x24W	LW2UEET-124
1200	1x54W	LW2UEET-154
1500	1x49W	LW2UEET-149
2300	2x1x54W	LW2UEET-2-154
2900	2x1x49W	LW2UEET-2-149
3400	3x1x54W	LW2UEET-3-154
4300	3x1x49W	LW2UEET-3-149



L[mm]	Lamps	Code
582	1x24W	LW3OEEET-124
1182	1x54W	LW3OEEET-154
1486	1x49W	LW3OEEET-149
2290	2x1x54W	LW3OEEET-2-154
2898	2x1x49W	LW3OEEET-2-149
3400	3x1x54W	LW3OEEET-3-154
4310	3x1x49W	LW3OEEET-3-149

E: Aluminium anodised / **W:** white powder-coated
Kundenspezifische Sonderlängen auf Anfrage erhältlich | Special length versions available upon request



Mobile Communication Point Nomic-S + 15FACH



Nomic-S – Stehleuchte | Nomic-S free standing luminaire

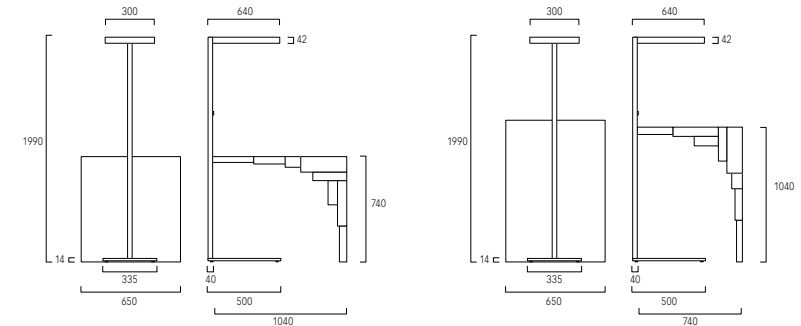
Stehleuchte Nomic-S für TC-L 4x55W direkt-indirektstrahlend. Leuchtenkörper aus Aluminium, wahlweise weiß, natureloxiert oder verchromt. Nomic-S lässt sich mit dem Stehpult/Schreibtisch 15FACH kombinieren.

Free standing luminaire for TC-L 4x55W with direct/indirect light distribution. Luminaire body made of aluminium optionally white, natural anodized or chromed. Nomic-S can be combined with the high desk and writing table 15FACH.

2-step-switch: NSAEGL-455-PS-15F

switch & dim: NSAEGL-455-PS-15F


E: anodised, **W:** white, **C:** chromed




15FACH - Stehpult und Schreibtisch | 15FACH - High Desk And Writing table

15FACH lässt sich mit wenigen Handgriffen vom Stehpult zum Schreibtisch umfunktionieren. Die fünfzehn Fächer bieten Stauraum für unterschiedlichste Formate. Das Möbel ist sowohl als Schreibtisch als auch als Stehpult mit allen Stehleuchten von LIGHTNET kombinierbar und wird so zum ideal ausgeleuchteten Arbeits- und Präsentationsort. 15FACH kann an allen Orten eingesetzt werden, wo Informationen ausgetauscht, präsentiert und verteilt werden, wie z. B. in Verkaufsräumen (Point of Sale) und Foyers, bei Empfängen und Veranstaltungen, auf Kongressen und Messen, etc. Bezugsquelle: www.15fach.de

15FACH can be converted from a high desk to writing table. The fifteen compartments provide storage for various formats. The furniture can be combined with all LIGHTNET free standing luminaires and performs in this combination as an ideal working and presentation place. 15FACH can be used in all places, where information is provided and exchanged, e.g. in showrooms (Point of Sale) and foyers, at congresses and fairs etc. Source: www.15fach.de



A r c h i t e c t u r a l L i g h t i n g



Lightnet GmbH
Hohenstaufenring 43-45
50674 Köln

Tel: +49 (0) 221 - 9 47 31 62
Fax: +49 (0) 221 - 9 47 31 61
E-Mail: info@lightnet.eu

www.lightnet.eu